



MM A MINI-IO CAB08

PILZ
THE SPIRIT OF SAFETY

► Accessories PNOZmulti

This document is a translation of the original document.

All rights to this documentation are reserved by Pilz GmbH & Co. KG. Copies may be made for internal purposes. Suggestions and comments for improving this documentation will be gratefully received.

Source code from third-party manufacturers or open source software has been used for some components. The relevant licence information is available on the Internet on the Pilz homepage.

Pilz®, PIT®, PMI®, PNOZ®, Primo®, PSEN®, PSS®, PVIS®, SafetyBUS p®, SafetyEYE®, SafetyNET p®, the spirit of safety® are registered and protected trademarks of Pilz GmbH & Co. KG in some countries.



SD means Secure Digital

Description

The connection cable MM A MINI-IO CAB08 is used to connect an encoder to the speed monitors PNOZ m EF 1MM, PNOZ m EF 2MM or PSSu K F EI.

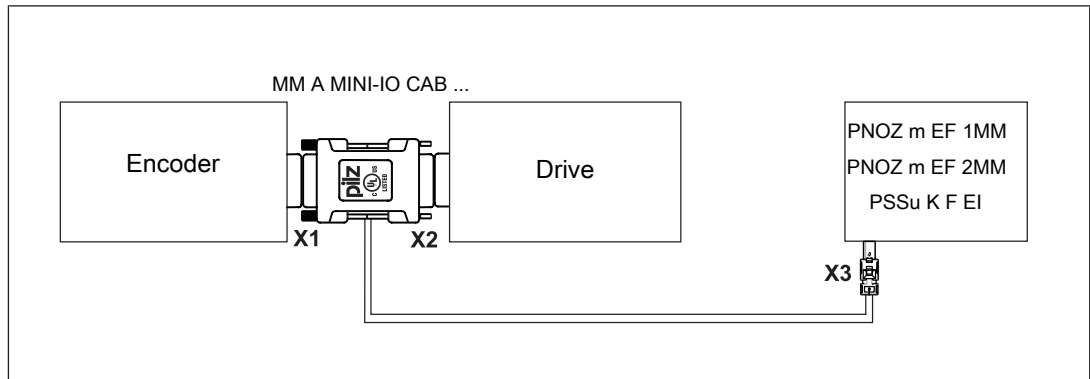
The connection to the speed monitor is made via the Mini-IO connector.



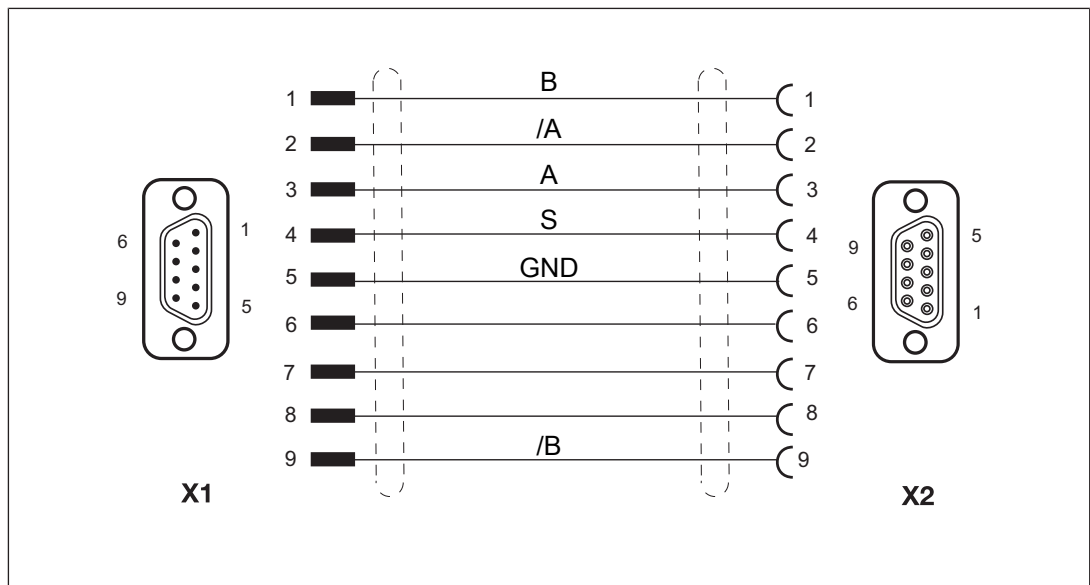
CAUTION!

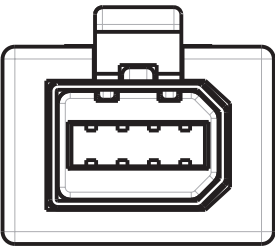
Communication errors may occur if the adapter cable is too long or there are any external sources of interference. Use an adapter cable that's less than 5 m in length. Lay the adapter cable separately from any potential sources of interference, such as drive cables leading to the motor, for example.

Connection



Connector pin assignment



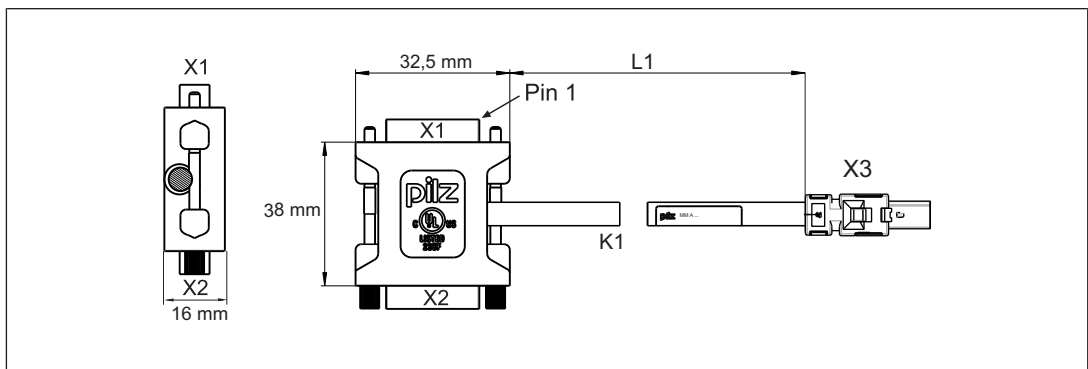
X3	Pin	Track
	1	S
	2	GND
	3	Z
	4	A
	5	/A
	6	/Z
	7	B
	8	/B



INFORMATION

The signals S, Z and /Z are not recorded.

Dimensions



Technical details

General	772236	772235
Approvals	cULus Listed	cULus Listed
Electrical data	772236	772235
Insulation resistance	10 MOhm	10 MOhm
Environmental data	772236	772235
Ambient temperature		
Temperature range	0 - 60 °C	0 - 60 °C
Temperature range (moving)	0 - 60 °C	0 - 60 °C
Storage temperature		
Temperature range	-25 - 70 °C	-25 - 70 °C
Condensation during operation	Not permitted	Not permitted

Environmental data	772236	772235
Protection type		
X1 when inserted	IP20	IP20
X2 when inserted	IP20	IP20
X3 when inserted	IP20	IP20
Housing	IP20	IP20
Mounting area (e.g. control cabinet)	IP54	IP54
Mechanical data	772236	772235
Plug-in connector X1	9-pin D-Sub male connector	9-pin D-Sub male connector
Form, plug-in connector X1	Straight	Straight
Plug-in connector X2	9-pin D-Sub female connector	9-pin D-Sub female connector
Form, plug-in connector X2	Straight	Straight
Plug-in connector X3	8-pin Mini-IO male connector	8-pin Mini-IO male connector
Design of plug-in connector X3	Straight	Straight
Fixing screws	UNC 4-40	UNC 4-40
Housing material X1	Nickel steel, tin-plated	Nickel steel, tin-plated
Housing material X2	Nickel steel, tin-plated	Nickel steel, tin-plated
Housing material X3	PBT	PBT
Material of contact surface X1	Au	Au
Material of contact surface X2	Au	Au
Material of contact surface X3	Au	Au
Material of pin	Cu alloy	Cu alloy
Material of socket	Cu alloy	Cu alloy
Mating cycles X1	50	50
Mating cycles X2	50	50
Mating cycles X3	1500	1500
Cable length L1	1,5 m	2,5 m
Cable length tolerance K1	+/- 0,15 m	+/- 0,15 m
Colour of external cable insulation K1	Green, similar to RAL6018	Green, similar to RAL6018
Colour of housing	Black RAL 9005	Black RAL 9005
Cable insulation material K1	PUR	PUR
Drag chain suitable K1	yes	yes
Min. bending radius (fixed permanently) K1	8 x Ø	8 x Ø
Min. bending radius (moving) K1	10 x Ø	10 x Ø
Cable diameter K1	5,8 mm	5,8 mm
Max. cable diameter K1	6 mm	6 mm
Conductor cross section K1	0,14 mm²	0,14 mm²
Conductor cross section AWG K1	26	26
Wire colour K1	1: white, 2: brown, 3: green, 4: yellow, 5: grey, 6: pink, 7: blue, 8: red	1: white, 2: brown, 3: green, 4: yellow, 5: grey, 6: pink, 7: blue, 8: red
Shielding K1	yes	yes
Wire layer separation K1	No	No

Mechanical data	772236	772235
No. of wires K1	8	8
Approval cable K1	UL AWM-Style 20233	UL AWM-Style 20233
Approval of plug-in connector X1	UL94 V-0	UL94 V-0
Approval of plug-in connector X2	UL94 V-0	UL94 V-0
Approval of plug-in connector X3	UL94 V-0	UL94 V-0
Material		
Housing	TPE-SEBS UL 94 HB	TPE-SEBS UL 94 HB
Dimensions		
Height	38 mm	38 mm
Width	32,5 mm	32,5 mm
Depth	16 mm	16 mm
Weight	98 g	126 g

Order references

Product type	Features	Connector X1	Connector X2	Connector X3	Order no.
MM A MINI-IO CAB08 1.5m	1.5 m	9-pin D-Sub male connector	9-pin D-Sub female connector	8-pin Mini-IO male connector	772 236
MM A MINI-IO CAB08 2.5m	2.5 m	9-pin D-Sub male connector	9-pin D-Sub female connector	8-pin Mini-IO male connector	772 235